



Trex®

Trex Elevations®

STEEL DECK FRAMING


PERFECTION FROM THE GROUND UP

STRONGER. SAFER. STRAIGHTER. SMARTER.



When you daydream about your dream deck, chances are you haven't given much thought to what lies beneath it. Even though your deck's substructure may not make the family photos, it's actually the most important part of your new outdoor space. Our durable triple-coated steel beams, joists and tracks create the strongest, straightest and, yes, greenest structures down below.

Think about it: If you're going to invest in a long-lasting deck, don't you want its support to last just as long?



High performance

- » Triple-coated steel offers consistency, durability and reliability that other materials can't
- » Non-combustible material has Class 1A fire rating
- » Rot- and termite-proof steel lasts much longer than wood
- » Unparalleled strength enables cantilevers and curved deck designs
- » CCRR-0186 code compliance research report approves Elevations® for exterior use

Perennial beauty

- » Precise engineering ensures surfaces remain flat over time
- » Longer spans allow for fewer posts and less obstructed views
- » Neutral finish blends with most decking colors making the substructure less visible from above

Trex® through and through

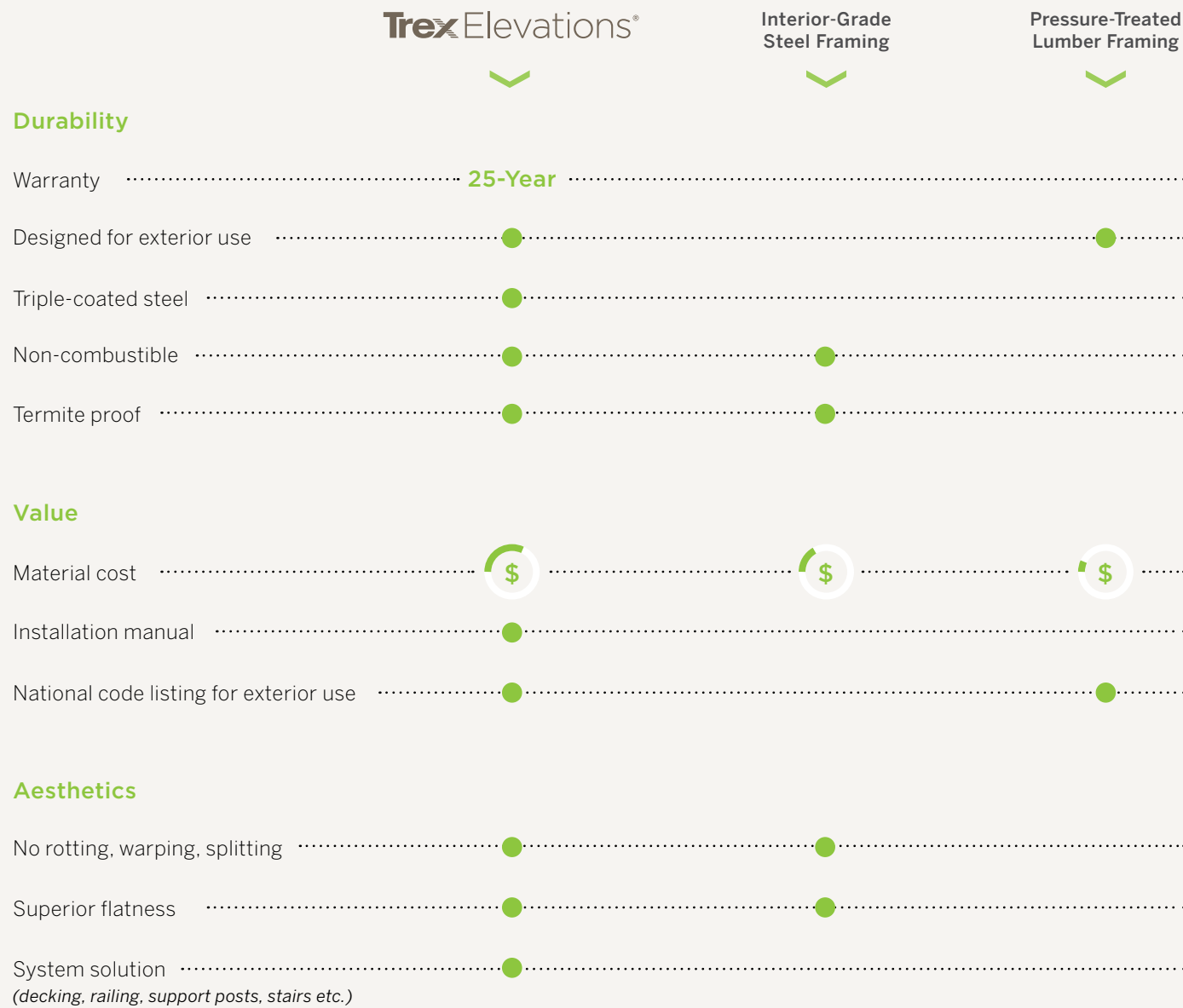
- » Rigorously tested for safety
- » Contains a minimum of 25% recycled steel and is a 100% renewable resource
- » Lightweight and easy to work with
- » Backed by a 25-Year Limited Residential Warranty



Consider transforming all of that shadowy space below your second-story deck into a dry, luxurious room with the Trex® RainEscape® drainage system.

DON'T SETTLE FOR A SUBSTANDARD SUBSTRUCTURE

When planning your new deck, it's important to ensure that its substructure can guarantee safety and continued beauty through decades of outdoor conditions. Where other deck framing systems may seem sturdy and supportive, only Elevations can stand the test of time without shifting, splitting, warping, rotting or rusting. Review the following comparisons and see how Elevations rises above the competition.



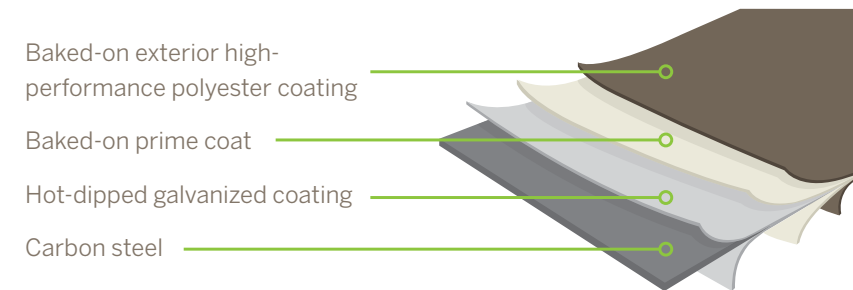
Due to increased risk of corrosion, Trex Elevations® may not be installed (1) within 3,000 ft. (914.4 m) of any body of salt water or (2) under the surface or within the splash zone of any body of fresh water. Any such installations shall void the Trex Limited Warranty.

TRIPLE COATED FOR SUPERIOR DURABILITY

An unparalleled three layers of protection surround a carbon steel core, ensuring each critical joist, beam and ledger connection holds up to the elements for decades.

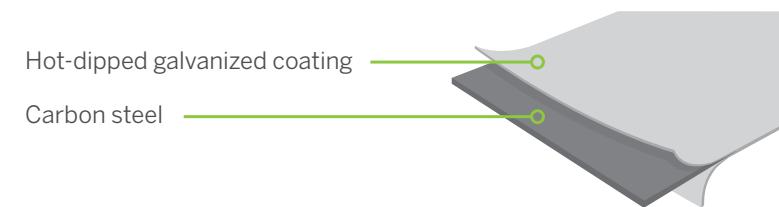
Trex Elevations®

Designed for exterior use



Interior-Grade Steel Framing

Intended for interior use only



CODE COMPLIANT FOR EXTERIOR USE

Unlike interior-grade steel competitors, Elevations is designed specifically for the outdoors—in fact we're the ONLY one code-listed for exterior use, supported by the CCRR-0186 code compliance research report.



RIGOROUSLY TESTED FOR SAFETY

As with all Trex products, Elevations is engineered with every detail in mind, held to industry-leading standards and protected by our 25-Year Limited Residential Warranty to prove it.



Elevations is made from materials that are kinder to the earth than pressure-treated lumber.

- » Chemical free
- » Contains a minimum of 25% recycled steel, which contributes toward LEED points
- » Steel is a 100% renewable resource



TREX ELEVATIONS

COMPONENT	DESCRIPTION	ITEM NUMBER
Track	1-1/4" x 8" x 12' — Track 1-1/4" x 8" x 16' — Track 1-1/4" x 8" x 20' — Track	CG0Q0812ET60 CG0Q0816ET60 CG0Q0820ET60
Beam	2" x 8" x 12' — Beam 2" x 8" x 16' — Beam 2" x 8" x 20' — Beam	CG020812EB20 CG020816EB20 CG020820EB20
Joist	1-5/8" x 8" x 8' — Joist 1-5/8" x 8" x 9' — Joist 1-5/8" x 8" x 10' — Joist 1-5/8" x 8" x 11' — Joist 1-5/8" x 8" x 12' — Joist 1-5/8" x 8" x 13' — Joist 1-5/8" x 8" x 14' — Joist 1-5/8" x 8" x 15' — Joist 1-5/8" x 8" x 16' — Joist 1-5/8" x 8" x 17' — Joist 1-5/8" x 8" x 18' — Joist 1-5/8" x 8" x 19' — Joist 1-5/8" x 8" x 20' — Joist	CG020808EJ50 CG020809EJ50 CG020810EJ50 CG020811EJ50 CG020812EJ50 CG020813EJ50 CG020814EJ50 CG020815EJ50 CG020816EJ50 CG020817EJ50 CG020818EJ50 CG020819EJ50 CG020820EJ50
Beam End Cap	2-1/8" x 8-1/8" — Beam End Cap (40/box)	ELVENDCAP40
Adjustable Mid-Span Block	10 sets	ELVMIDSPANBLOCK
Adjustable Beam Block	10 sets	ELVBEAMBLOCK
Deck Support Post	3-1/2" x 3-1/2" x 10' — Deck Support Post 5-1/2" x 5-1/2" x 10' — Deck Support Post	www.trexdeckpost.com
Elevations Universal Connector Clip (glass-filled nylon)	50 sq. ft. (4.6 sq. m) box	ELVUNIVCLIP
Elevations Start Clip (stainless steel)	400 sq. ft. (37.2 sq. m) bag	ELVSTARTCLIP



- A. Beam
- B. Joist
- C. Track (Ledger)
- D. Deck Support Post

Trex Elevations Approved Spray Paint

Quest Specialty Chemicals
Raabe Color-Match Paint

To order, call 1-800-966-7580



TREX ELEVATIONS® LIMITED WARRANTY

Trex Company, Inc. ("Trex") warrants to the original purchaser ("Purchaser") that, for the period of time set forth in the following sentence, under normal use and service conditions, Trex Elevations® steel deck framing components shall be free from material defects in workmanship and materials and will not become structurally unfit, which is defined as corrosion causing a perforation of the component. The term of such warranty shall be twenty-five (25) years from the date of original purchase for a residential application, and ten (10) years from the date of original purchase for a commercial application. If a defect occurs within the warranty period, Purchaser shall notify Trex in writing and, upon confirmation by an authorized Trex representative of the defect, Trex's sole responsibility shall be, at its option, to either replace the defective item or refund the portion of the purchase price paid by Purchaser for such defective item (not including the cost of its initial installation).

For purposes of this warranty, a "residential application" shall refer to an installation of the Product on an individual residence, and a "commercial application" shall refer to any installation of the Product other than on an individual residence.

Salt Water Applications – Trex Elevations® may not be installed within 3,000 feet of any body of salt water due to increased risk of corrosion. Any such installation shall void this limited warranty.

Other Water Applications – Trex Elevations® may not be installed under the surface or within the splash zone of any body of fresh water due to increased risk of corrosion. Any such installation shall void this limited warranty.

THIS LIMITED WARRANTY SHALL NOT COVER AND TREX SHALL NOT BE RESPONSIBLE FOR COSTS AND EXPENSES INCURRED WITH RESPECT TO THE REMOVAL OF DEFECTIVE TREX PRODUCTS OR THE INSTALLATION OF REPLACEMENT MATERIALS, INCLUDING BUT NOT LIMITED TO LABOR AND FREIGHT.

With respect to a residential application, this warranty may be transferred one (1) time, within the five (5) year period beginning from the date of original purchase by the Purchaser, to a subsequent buyer of the property upon which the Trex products were originally installed. With respect to a commercial application, this warranty is freely transferable to subsequent buyers of the property upon which the Trex products were originally installed.

To make a claim under this limited warranty, Purchaser, or the transferee, shall send to Trex, within the warranty period referred to above, a description of the claimed defect and proof of purchase, to the following address:

Trex Company, Inc.
Customer Relations
160 Exeter Drive
Winchester, VA 22603-8605

Trex does not warrant against and is not responsible for any condition attributable to: (1) defects caused by improper installation or decay caused by fasteners; (2) use of Trex products beyond normal use or service conditions, or in an application not recommended by Trex's guidelines and local building codes; (3) corrosion caused by factors other than environmental or atmospheric processes; (4) failure to strictly abide by Trex Elevations® standard maintenance practices, as described

below; (5) movement, distortion, collapse or settling of the ground; (6) any act of God (such as flooding, hurricane, earthquake, lightning, etc.); (7) improper handling, storage, abuse or neglect of Trex Elevations® products by Purchaser, the transferee or third parties; or (8) ordinary wear and tear.

No person or entity is authorized by Trex to make and Trex shall not be bound by any statement or representation as to the quality or performance of Trex products other than as contained in this warranty. This warranty may not be altered or amended except in a written instrument signed by Trex and Purchaser.

UNDER NO CIRCUMSTANCES WILL TREX BE LIABLE FOR SPECIAL, INCIDENTAL OR CONSEQUENTIAL DAMAGES, WHETHER SUCH DAMAGES ARE SOUGHT IN CONTRACT, IN TORT (INCLUDING BUT NOT LIMITED TO NEGLIGENCE AND STRICT LIABILITY) OR OTHERWISE, AND TREX'S LIABILITY WITH RESPECT TO DEFECTIVE TREX ELEVATIONS® PRODUCTS SHALL IN NO EVENT EXCEED THE REPLACEMENT OF SUCH PRODUCTS OR REFUND OF THE PURCHASE PRICE, AS DESCRIBED ABOVE.

Some States or Provinces do not allow the exclusion or limitation of incidental or consequential damages, so the above limitation or exclusion may not apply to you. This warranty gives you specific legal rights, and you may also have other rights that vary from State to State or Province to Province.

TREX ELEVATIONS MAINTENANCE REQUIREMENTS:

1. Observation: During construction, inspect all components for exposed steel, and cover the exposed area with Trex approved touch up paint in accordance with the Trex Product and Installation Guide. (Trex does not warrant touch up paint due to application variability.) Covering exposed areas with Trex approved touch up paint blends the blemishes into the same unique color of the components.


2. First Maintenance: Defined as the physical inspection of components in search of corrosion. Atmospheric and environmental conditions can affect the longevity of Trex Elevations®. Densities of air borne pollutants in certain atmospheres require adjustments in the maintenance and inspection schedules. You should conduct first maintenance within six (6) years after installation for a residential application and four (4) years after installation for a commercial application. If corrosion is identified, immediately begin corrosion management practices.

3. Inspection Schedule: After first maintenance, Trex Elevations components must be inspected for structural integrity every two (2) to five (5) years for a residential application and every two (2) years for a commercial application. Integrity is inspected by tapping along the surface area of the components with a metal tool such as a screwdriver. If flaking of the exterior coat occurs or discrepancies of sound are heard, immediately begin corrosion management practices.

4. Corrosion Management: Sand any affected areas to twice the size of the corroded area with 80 grit sand paper. Reapply Trex approved touch up paint to the sanded area.

Copyright © 2014 Trex Company, Inc.

Elevations steel joists
and beams install just like wood
beneath our Trex decking.



FRAMING | DECKING | RAILING | LIGHTING | FASCIA | STORAGE | FURNITURE | PERGOLA | DRAINAGE

Trex®

OUTDOOR LIVING. ELEVATED.

visit trex.com or call 1-800-BUY-TREX



© 2014 Trex Company, Inc. All rights reserved. Trex®, the Trex logo, Trex Elevations® and Trex® RainEscape® are either federally registered trademarks, trademarks or trade dress of Trex Company, Inc., Winchester, Virginia.